

## THLB TWIN HOIST LIFTING BEAM

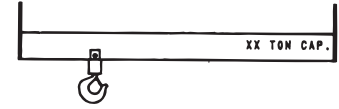
Authorized Sales & Service  
**J. HERBERT CORPORATION**  
 Call 1-800-255-0588  
 407-846-0588 Fax: 846-1066  
 info@jherbertcorp.com

Visit us online:  
 www.jherbertcorp.com

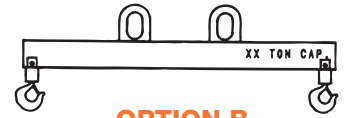


### PRODUCT FEATURES

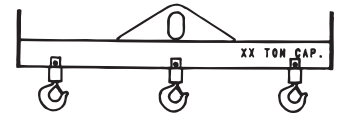
- Use two or more hoists to increase lifting stability.
- Swivel hook with hook latch.
- Several options are available for added versatility.
- Complies with ASME standards.



**OPTION A**  
 Off-set hook for hoists of different capacities.

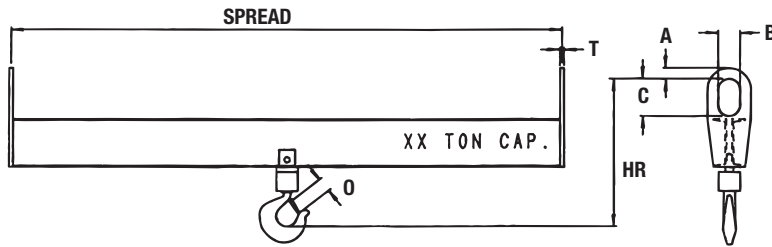


**OPTION B**  
 Multiple load hooks, some outside the bail span.



**OPTION C**  
 Center bail and extra pair of hooks for maximum versatility.

**OPTION D**  
 Roller bearing hook shown (standard on 30 and 40 ton models) as shown in photo.



### SPECIFICATIONS

Capacity (tons)	Model Number HR Headroom Weight (lbs.)	Spread (feet)									Other Dimensions (in.)
		6	8	10	12	14	16	18	20	24	
2	Model Number	<b>THLB26</b>	<b>THLB28</b>	<b>THLB210</b>	<b>THLB212</b>	<b>THLB214</b>	<b>THLB216</b>	<b>THLB218</b>	<b>THLB220</b>	<b>THLB224</b>	A=1-1/2 T=5/8 B=3 O=1-1/8 C=5
	HR Headroom	16-3/4	16-3/4	17-3/4	17-3/4	18-3/4	18-3/4	18-3/4	18-3/4	19-3/4	
	Weight	125	160	240	280	360	400	530	660	790	
4	Model Number	<b>THLB46</b>	<b>THLB48</b>	<b>THLB410</b>	<b>THLB412</b>	<b>THLB414</b>	<b>THLB416</b>	<b>THLB418</b>	<b>THLB420</b>	<b>THLB424</b>	A=1-1/2 T=5/8 B=3 O=1-1/2 C=5
	HR Headroom	20	21	22	23	23	25	25	26	26	
	Weight	160	240	310	410	500	725	805	890	1695	
6	Model Number	<b>THLB66</b>	<b>THLB68</b>	<b>THLB610</b>	<b>THLB612</b>	<b>THLB614</b>	<b>THLB616</b>	<b>THLB618</b>	<b>THLB620</b>	<b>THLB624</b>	A=1-1/2 T=3/4 B=3 O=2-1/16 C=5
	HR Headroom	27-1/2	28-1/2	28-1/2	30-1/2	30-1/2	30-1/2	30-1/2	30-1/2	31-1/2	
	Weight	220	300	380	550	640	780	1310	1450	1735	
10	Model Number	<b>THLB106</b>	<b>THLB108</b>	<b>THLB1010</b>	<b>THLB1012</b>	<b>THLB1014</b>	<b>THLB1016</b>	<b>THLB1018</b>	<b>THLB1020</b>	<b>THLB1024</b>	A=2 T=1 B=4 O=2-1/4 C=7
	HR Headroom	29	29	32	32	32	32	32	32	33	
	Weight	340	420	800	920	1100	1220	1705	1840	2230	
15	Model Number		<b>THLB158</b>	<b>THLB1510</b>	<b>THLB1512</b>	<b>THLB1514</b>	<b>THLB1516</b>	<b>THLB1518</b>	<b>THLB1520</b>		A=2 T=1-1/4 B=4 O=2-1/4 C=7
	HR Headroom		38-1/4	38-1/4	38-1/4	41-1/4	41-1/4	41-1/2	41-1/2		
	Weight		740	865	1050	1930	2158	2290	2500		
20	Model Number		<b>THLB208</b>	<b>THLB2010</b>	<b>THLB2012</b>	<b>THLB2014</b>	<b>THLB2016</b>	<b>THLB2018</b>			A=2 T=1-1/4 B=4 O=3 C=7
	HR Headroom		35-1/2	38-1/2	38-1/2	38-1/2	38-1/2	38-1/2			
	Weight		830	1130	1266	1926	2196	2430			
30	Model Number		<b>THLB308</b>	<b>THLB3010</b>	<b>THLB3012</b>						A=2-1/2 T=1-1/2 B=5 O=3-3/4 C=9
	HR Headroom		54	54	54						
	Weight		1120	1325	1610						
40	Model Number		<b>THLB408</b>	<b>THLB4010</b>	<b>THLB4012</b>						A=2-1/2 T=1-1/2 B=5 O=4-1/4 C=9
	HR Headroom		58-1/2	58-1/2	58-1/2						
	Weight		1165	1470	1700						

See RLB (page 17) for Twin Hoist Rotating Beam