

SPREADER BEAMS

Spreader beams lift loads with single or multiple attachment points. They handle a variety of loads such as long bundles, rolls, cylinders, and machinery.

Bushman designs spreader beams for safety, durability and simple operation. We have significant experience designing and building lifting and spreader beams for use in primary steel mills, steel service centers, pulp and paper mills, power plants and in difficult environments with varied crane layouts.

All Bushman spreader beams are designed and manufactured in accordance with the latest revision of ASME Spec. B30.20 and BTH-1: Design of Below-the-Hook Lifting Devices.


Five basic spreader beam models are available in many different design configurations.

- Model 413 A spreader beam with formed hooks for use with slings.
- Model 415 A spreader beam with plate hooks to engage a shaft or mandrel, used primarily for handling paper rolls.
- Model 420 The positions of the hooks on this spreader beam are adjustable to accommodate different load lengths.
- Model 439 A basic spreader beam with safety swivel hooks for use with slings or chains.
- Model 490 A chlorine cylinder lifting beam. Units are in stock for immediate shipment.



This 150 metric ton capacity spreader beam uses nylon straps positioned at multiple locations. It is designed for use with a single crane with a two-pronged hook or with two cranes, one attached to each end of the beam. The beam has load level indicators on both ends and both sides.

MODEL 439 SPREADER BEAM



Bushman's most popular and basic spreader beam, the Model 439 has fixed position swivel hooks mounted at the ends of the lifting beam. This lifting beam has a single pick-up point and safety latches on each hook. Available options include:

- Low headroom designs.
- Multiple hook locations.
- Special capacities and lengths.
- Twin lifting bails with a single lifting hook.

MODEL 420

This beam permits adjustment of the load lifting hooks to multiple locations. This is easily accomplished by lifting the hook support assembly and sliding it to the next location point.



MODEL 413

This beam is designed primarily to be used with slings. The beam is equipped with formed round stock "J"-hooks at fixed locations. The formed hooks minimize the potential for damage to the sling assemblies. Multiple sling location points are the most common option selected by users of this beam.



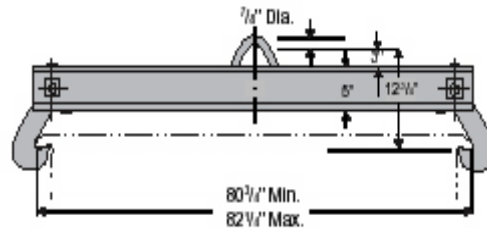
MODEL 415

This Bushman model features fixed or pivoting plate style "J"-hooks. Used primarily for handling paper, film or cloth rolls, the hooks are designed to engage the shaft or mandrel that extends from the roll.



MODEL 490 CHLORINE

Designed for fast, efficient handling of standard chlorine cylinders (80 3/4" to 82 1/4" long per Chlorine Institute). The maximum capacity is two tons (4,000 pounds).



OTHER TYPES OF BEAMS



This extreme low temperature beam is made from special steel.



This beam with a very long span is used with two cranes.



Beam with hydraulically adjustable lifting hooks

SPECIALTY BEAMS

ROTATING SPREADER BEAMS

These specialty beams have fully powered rotation with controls that can be integrated into your crane system. Features include:

- 1 RPM rotation speed.
- Sensors and limit switches for fully automatic operation.
- Manual or electric powered rotation.
- Two-point crane suspension.
- Limited or 360-degree continuous rotation.
- Capacity to 200,000 pounds.
- Fixed or pivoting J-hooks.



25-ton capacity spreader beam with powered rotation and lifting forks with adjustable spacing for handling hot beam blooms.



Rotating spreader beam in use at a paper mill.



This rotating beam has adjustable J-hooks and an integral weigh scale system.

FIXED LENGTH AND TELESCOPIC MAGNET BEAMS

Motorized telescopic magnet beams can have the controls you need:

- Individual magnet rotation if required.
- Below the magnet capacity available to 100,000 pounds.
- Up to 100" telescopic extension at each end.
- Low-headroom style beams are available.

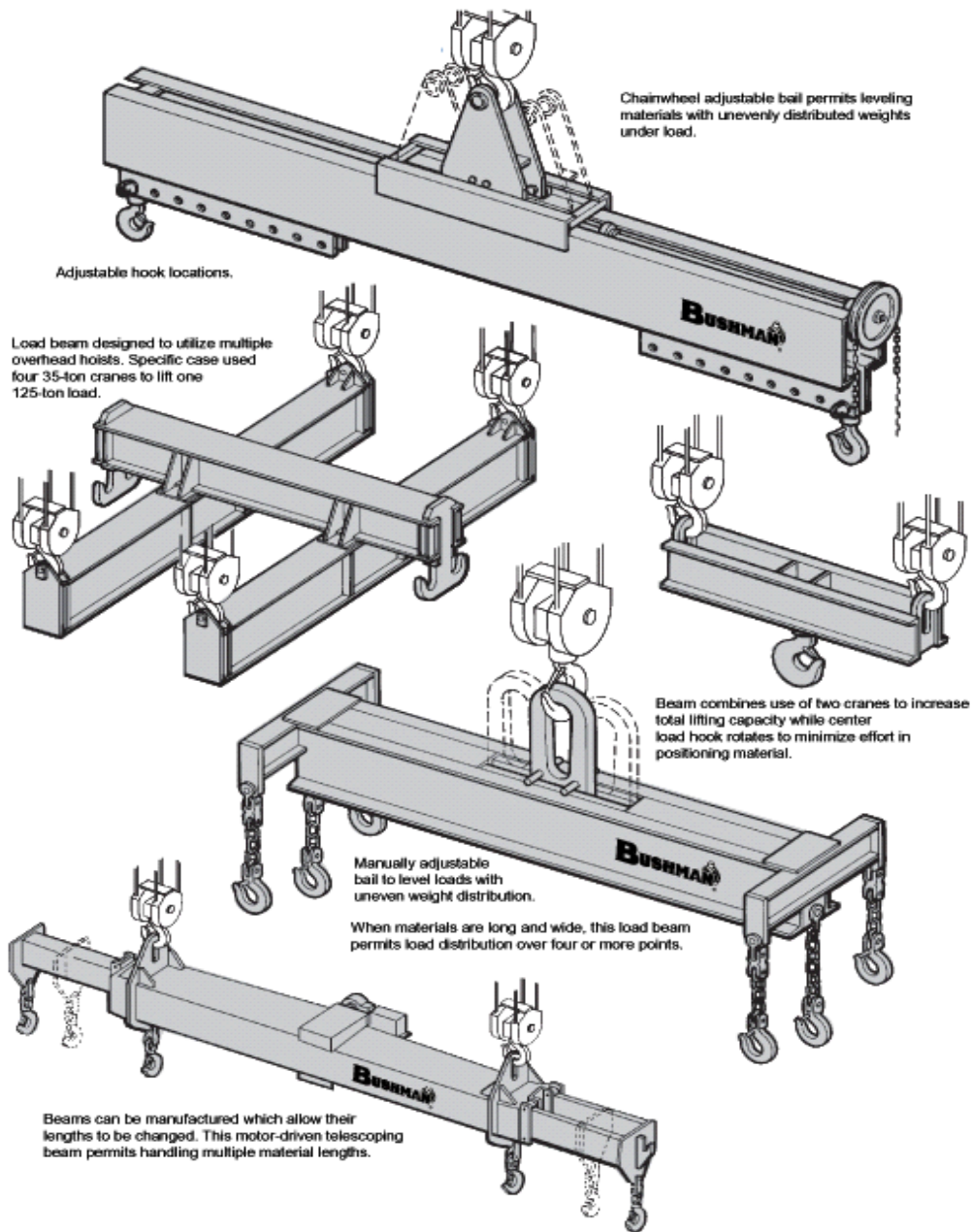


Magnet beam



This 20-ton magnet beam attached to a mobile gantry crane has six magnets.

Authorized Sales & Service
J. HERBERT CORPORATION
 Call 1-800-255-0588
 407-846-0588 Fax: 846-1066
 info@jherbertcorp.com
 Visit us online:
 www.jherbertcorp.com



USA
 Bushman Equipment Inc.
 P.O. Box 309
 Butler, WI 53007-0309

W133 N4960 Campbell Drive
 Menomonee Falls, WI 53051

Phone: (800) 338-7810
 (262) 790-4200
 Fax: (262) 790-4202

CANADA
 Avon Engineering

1680 Brampton Street
 Hamilton, ON L8H 3S1

Phone: (800) 844-8117
 (905) 689-7994
 Fax: (905) 689-8472